

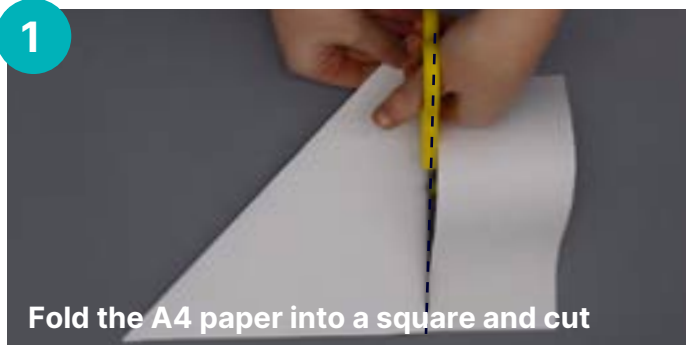
Six-sided snowflake

Make a snowflake

Fold ---- Cut ----

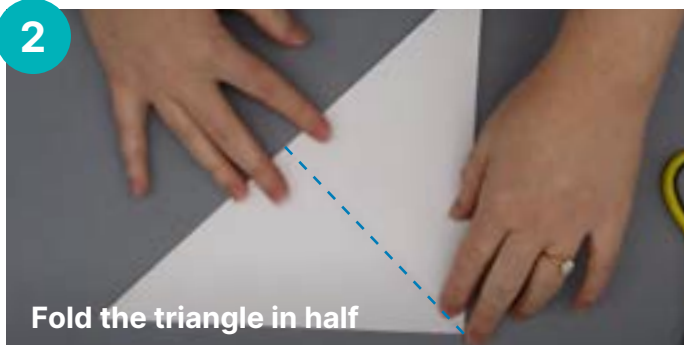
Follow the steps below to make your own six-sided snowflake

1



Fold the A4 paper into a square and cut

2



Fold the triangle in half

3




Fold

4




Fold

5



Fold in half

6



Cut the end off as shown

7



Create your pattern by cutting out shapes



Open up the paper to reveal your snowflake