






Stage 3/4 - Overview

This lesson is best used as a starting point to introduce students to the Snowy Mountains Scheme. The Knowledge Quest is an online activity designed to promote navigation and research skills, while engaging your students with content on the website in pursuit of finding the answers.

This exercise can be either used to provide students with a space to work collaboratively or as an independent learner.

Learning area	Content descriptions
 Science ACCHE 098	Science as a human endeavour Nature and development of science Science involves testing predictions by gathering data and using evidence to develop explanations of events and phenomena. It also reflects historical and cultural contributions
 ACSHE100	Use and influence of Science Scientific knowledge is used to solve problems and inform personal and community decisions
 ACSSU097	Science understanding Physical science Electrical energy can be transformed in electrical circuits and can be generated from a range of sources
 HASS ACHASSK136	History Stories of groups of people who migrated to Australia since Federation (including from ONE country of the Asia region) and the reasons they migrated
 ACHASSK137	The contribution of individuals and groups to the development of Australian society since Federation

The subject of sustainability is a foundation for all learning areas and key concepts

- **sustainability - cross-curriculum priority (ACARA)**

Resources

Online knowledge quest - Knowledge quest
Please download this document before you begin

Website - Snowy Hydro

Online answers - Knowledge quest - answers sheet

Lesson ideas and activities

Knowledge Quest

Please download this document before you begin. From here the activity can either be filled in online or printed. It can be approached as a collaborative or individual activity, depending on device availability. It is designed to give your students a broad overview of Snowy Hydro and the Snowy Scheme.

How to

Follow the instructions on the sheet and click the subtitles to guide the student around the website to reveal the answers.

- **Question 11** is designed to promote research skills. The subtitle will take your students to Google. We recommend students experiment with key search words but here is a useful [link](#) - if needed.
- **Question 13** provides an opportunity for students to critically think and formulate ideas and concepts of their own, as they look through the photo gallery engaging with visual content depicting our strong history and the construction of the Snowy Scheme.

Extension idea

Ask the students to discover a Snowy fact from the website that interests them and develop it into an individual research topic to explore and expand. Their curiosity may lead to topic areas such as engineering, renewables, dam-building, electricity, energy and other STEM-related subjects.

HASS - History ideas

- Display the 'photo gallery' and ask your class to think about what life as a migrant Snowy worker might have been like
- Discussion points
 - Tools and equipment used - hand and machinery
 - Living and working together - extreme climate, learning a new language
 - Making a new home - towns and community
 - Diverse jobs - surveyor, driller, trades, scientists
 - Rock bolting and tunnelling techniques
 - Dam construction - planning, innovative thinking

Extension resources for History - 'Snowy stories' (from former workers and their families)

- [Tommy Tomasi](#)