

Weather

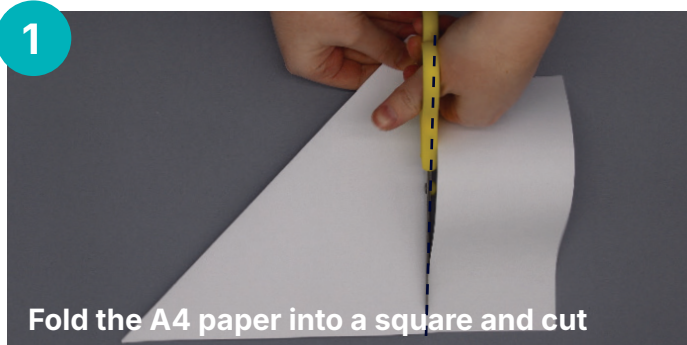
Six-sided snowflake

Make a snowflake

Fold --- Cut ---

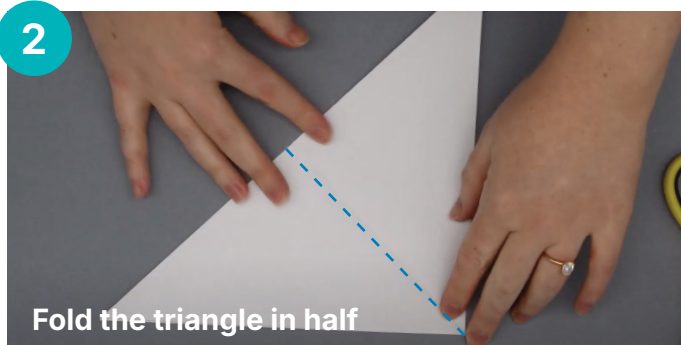
Follow the steps below to make your own six-sided snowflake

1




Fold the A4 paper into a square and cut

2




Fold the triangle in half

3




Fold

4




Fold

5



Fold in half

6



Cut the end off as shown

7



Create your pattern by cutting out shapes

8



Open up the paper to reveal your snowflake